

QUARTERLY PHYSICAL REPORT OF OPERATION
As of December 31, 2020


Department: State Universities and Colleges (SUCs)
 Agency : Western Mindanao State University
 Operating Unit: < not applicable >
 Organization Code (UACS) : 080860000000
 Report Status: SUBMITTED

Particulars	UACS CODE	Physical Target (Budget Year)					Physical Accomplishment (Budget Year)					Variance	Remarks
		1st Quarter	2nd Quarter	3rd Quarter	4th Quarter	Total	1st Quarter	2nd Quarter	3rd Quarter	4th Quarter	Total		
1	2	3	4	5	6	7	8	9	10	11	12	13	14
HIGHER EDUCATION PROGRAM	31010000000000												
OO : Relevant and quality tertiary education ensured to													
Outcome Indicators													
1. Percentage of first-time licensure exam-takers that pass the licensure exams		44%	76%	45%	66%	50%	41%				41%	-9%	
2. Percentage of graduates (2 years prior) that are employed										20%	20%	20%	
Output Indicators													
1. Percentage of undergraduate student population enrolled in CHED-identified and RDC-identified priority programs			65%			65%			76%		76%	11%	
2. Percentage of undergraduate programs with accreditation		91%				91%	89%				89%	-2%	
RESEARCH PROGRAM	32020000000000												
OO : Higher education research improved to promote													
Outcome Indicator													
1. Number of research outputs in the last three years utilized by the industry or by other beneficiaries			1	2	2	5		1	2	5	8	3	
Output Indicators													
1. Number of research outputs completed within the year			3	3	6	12		1	4	4	9	-3	
2. Percentage of research outputs published in internationally-refereed or CHED recognized journal within the year						67%	67%			250%	250%	183%	

TECHNICAL ADVISORY EXTENSION PROGRAM	33010000000000											
OO : Community engagement increased												
Outcome Indicator												
1. Number of active partnerships with LGUs, industries, NGOs, NGAs, SMEs, and other stakeholders as a result of extension activities		7	7	7		6		10	10	3		
Output Indicators												
1. Number of trainees weighted by the length of training		201	1964	504	2367	5036	3511	207	5957	622	10297	5261
2. Number of extension programs organized and supported consistent with the SUC's mandated and priority programs		15	15	15			14		22	22	7	
3. Percentage of beneficiaries who rate the training course/s and advisory services as satisfactory or higher in terms of quality and relevance		99%	99%	99%			99%		99%	99%		

This report was generated using the Unified Reporting System on 08/02/2021 15:00 ; Status : SUBMITTED

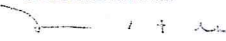
Prepared By:


ENGR. OSCAR S. SICAT

Planning Officer III

Date: 2/08/2021 3:00:51 PM


In coordination with:


MA. LOURDES ALBA

Director of Finance

Date: 2/08/2021 3:00:51 PM

Approved By:


DR. MA. CARLA A. OCHOTORENA

President

Date: 2/08/2021 3:00:51 PM